




AutoQL Pilot Process

The goal of the Pilot stage is to validate that Chata has developed an effective, viable language model for the customer, as demonstrated through successful end-users experiences with the model.

Step 1

DISCOVERY




Learn about your product, goals, and challenges.

What to expect:

~1-hour meeting (discuss business objectives, product, users, & use case(s)). Parties to agree on a use case for the Pilot.

Step 2

DATABASE CONNECTION



Connect to database, perform technical scope.

What to expect:

After database connection is made, a 30-45 min follow-up will be scheduled to address any questions that come up during the technical review.

Step 3

DETERMINE SCOPE & SUCCESS CRITERIA




Collaboratively determine scope and success criteria.

What to expect:

Chata team generates a Pilot proposal including decided-upon requirements & recommendations. This is provided to the customer.

Step 4

ACTIVE PILOT



Pilot process kicks off and runs for ~3 month duration.

What to expect:

In first month, initial language model is built, model iterations take place and model becomes available for testing. Over months 2 & 3, continued testing & retraining to optimize model.